

## FEATURES

- 20A switching capabilities
- 1 A and 1 C configurations
- UL Approval File No.: E179937
- TÜV Approval File No. R50073821
- Double pins and Single pin terminal available, effectively reduce terminal temperature rise

## CONTACT DATA

Contact form	1A; 1C
Initial contact resistance (Max.)	100mΩ (at 1A 24VDC)
Rated load (Resistive load)	20A 125VAC 17A 277VAC 16A 250VAC  TV-8 125VAC (Only for AgSnO)  1HP 250VAC 1HP 125VAC
Max. switching voltage	277VAC/30VDC
Max. switching current	1A: 20A 1C: 17A
Max. switching power	4700VA, 510W
Contact material	AgNi / AgSnO

## CHARACTERISTIC

Insulation resistance	100MΩ, 500VDC
Dielectric strength	2500Vrms, 1 min. between coil and contacts 1000Vrms, 1 min. between open contacts
Operate time	Max. 10 ms (at nom. Volt.)
Release time	Max. 5 ms (at nom. volt.)
Vibration resistance	10 to 55Hz, 1.5mm
Shock resistance	Functional: 98m/s <sup>2</sup> (10G) Destructive: 980m/s <sup>2</sup> (100G)
Humidity	35% to 85% RH
Temperature rise	70 °C (at nominal voltage)
Ambient temperature	ME-15P: - 40 °C to + 85 °C ME-15P-T: - 40 °C to +105 °C
Life expectancy	
- Electrical	ME-15P NO: 1 x 10 <sup>5</sup> ops. ME-15P NC: 5 x 10 <sup>4</sup> ops. ME-15P-T: 5x 10 <sup>4</sup> ops.
- Mechanical	1 x 10 <sup>7</sup> ops.

## COIL SPECIFICATIONS

Nominal voltage (VDC)	Pick-up voltage VDC(Max.)	Drop-out voltage VDC(Min.)	Coil resistance (Ω±10%)	Power consumption(mW)	Max. allowable voltage(at 20 °C)
5	3.8	0.5	70	360	6
6	4.5	0.6	100	360	7.2
9	6.8	0.9	225	360	10.8
12	9	1.2	400	360	14.4
18	13.5	1.8	900	360	21.6
24	18	2.4	1600 (±15%)	360	28.8
48	36	4.8	6400 (±15%)	360	57.6

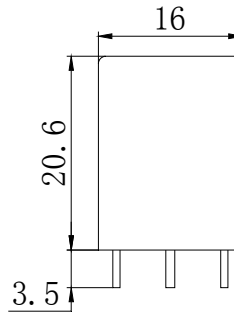
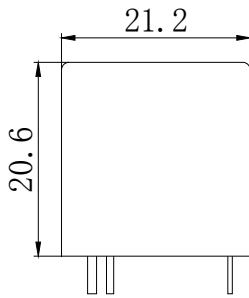
## ORDERING INFORMATION

ME-15P -	012	-1H	P	S	T	G	F	Q
Model No.	Coil Voltage	Contact Form	Pin version	Contact Material	Protection	Plating of contact	Insulation system	Contact endurance
ME-15P (85°C)	5,6,9,12, 18,24 or	1H: 1 A 1D: 1 B	Nil: Single pin	Nil: Flux free type	Nil: AgNi T: AgSnO	G: Au plating Nil: no plating	Nil: Class B F: Class F	Nil: Standard type Q: Long endurance type (Only for AgNi type)
ME-15P-T (105°C)	48VDC	1Z: 1 C	P: Double pins	S: Sealed type				

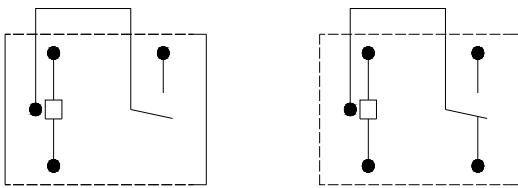
NOTE: 105°C is suitable for 1 form A only.

## DIMENSIONS (unit:mm)

Single pin version



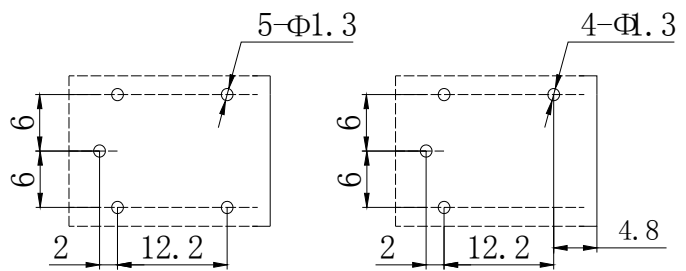
## SCHEMATIC



1A

1C

## PCB LAYOUT

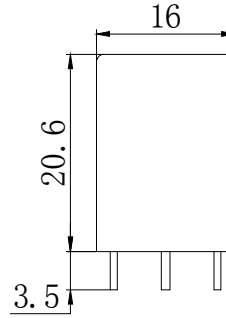
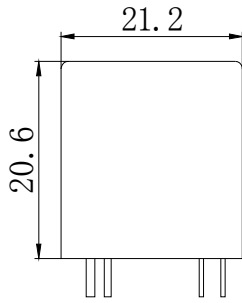


1C

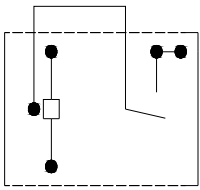
1A

## DIMENSIONS (unit:mm)

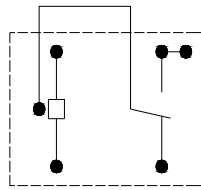
Double pin version



## SCHEMATIC

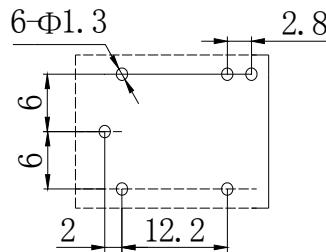


1A

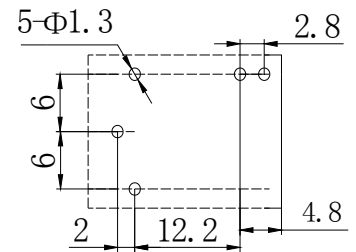


1C

## PCB LAYOUT



1C



1A

Disclaimer: All the specifications are subject to change without notice.